


# Earth's orbit



At-home science activity




twig EDUCATION



## You will need:

- An orange
- A skewer
- A marker pen
- A lamp or flashlight



1. Use a marker pen to draw a line on the orange that will represent the equator.
2. Use the marker pen to roughly mark the different continents.
3. Place a skewer carefully through the orange to represent the Earth's axis.





4. Hold the axis at a tilt and either:  
...move the orange in an counterclockwise orbit around a lamp  
...or hold the orange still and move the flashlight around it

5. Think about which season is being experienced by different regions, and why!